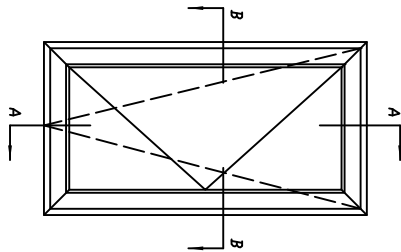
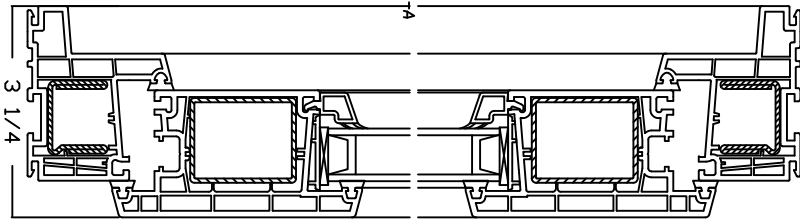
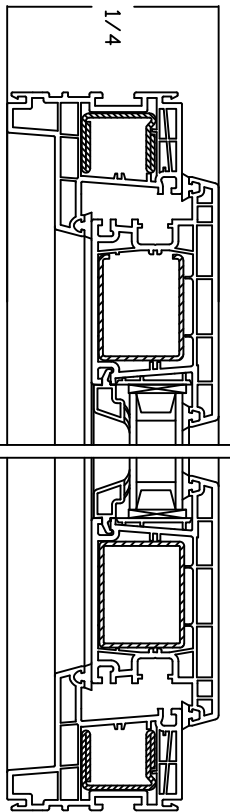


4500 Series Tilt & Turn Section

SECTION A-A



3 1/4



SECTION B-B

PROJECT NAME: LOCATION: ARCHITECT: CONTRACTOR:		PROJECT NO.: DRAWING NO.: SHEET NO.:		DATE:		DESCRIPTION OF REVISION:	
PROJECT NAME: LOCATION: ARCHITECT: CONTRACTOR:		PROJECT NO.: DRAWING NO.: SHEET NO.:		DATE:		DESCRIPTION OF REVISION:	


NEWTEC WINDOWS & DOORS, INC.
 3159 West 36th Street
 Chicago, IL 60609
 Phone: (773) 569-2888
 Fax: (773) 694-0688
www.newtecwindow.com

NOTICE
 THESE DRAWINGS ARE THE SOLE PROPERTY OF NEWTEC WINDOWS & DOORS, INC. AND ARE NOT TO BE REPRODUCED OR TRANSMITTED IN ANY FORM OR BY ANY MEANS, ELECTRONIC OR MECHANICAL, INCLUDING PHOTOCOPYING, RECORDING, OR BY ANY INFORMATION STORAGE AND RETRIEVAL SYSTEM, WITHOUT THE WRITTEN PERMISSION OF NEWTEC WINDOWS & DOORS, INC.